









INTERLOCKING CONCRETE PAVEMENT SYSTEM (ICP)

DURABLE FLEXIBLE PAVEMENT SYSTEM

STYLE		CODE	DIMENSIONS	BANDS	CUBES
Cobble Half Square™ 3" x 6"		4MC	80mm x 160mm x 60mm Approximate 3 ¹ / ₈ " x 6 ¹ / ₄ " x 2 ³ / ₈ " (PSF = 7.4 stones @ 28#)	8.1 SF 226# (60 stones)	56.8 SF 1590# (7 bands)
Cobble Square™ 6" x 6"*		4TC	160mm x 160mm x 60mm Approximate 6 ¹ / ₄ " x 6 ¹ / ₄ " x 2 ³ / ₈ " (PSF = 3.69 stones @ 28#) <i>*Available in 80mm - See Non-stock Products section.</i>	12.2 SF 342# (45 stones)	85.4 SF 2395# (7 bands)
Cobble Rectangle™ 6" x 9"*		4PC	160mm x 240mm x 60mm Approximate 6 ¹ / ₄ " x 9 ³ / ₈ " x 2 ³ / ₈ " (PSF = 2.46 stones @ 28#) <i>*Available in 80mm - See Non-stock Products section.</i>	18.28 SF 512# (45 stones)	91.4 SF 2559# (5 bands)
Cobble Large Square™ 9" x 9"		4NC	240mm x 240mm x 60mm Approximate 9 ³ / ₈ " x 9 ³ / ₈ " x 2 ³ / ₈ " (PSF = 1.64 stones @ 28#)	16.5 SF 462# (27 stones)	82.5 SF 2310# (5 bands)
Cobble Large Rectangle™ 9" x 12"		4RC	240mm x 320mm x 60mm Approximate 9 ³ / ₈ " x 12 ⁵ / ₈ " x 2 ³ / ₈ " (PSF = 1.22 stones @ 28#)	29.5 SF 835.2# (36 stones)	88.5 SF 2506# (3 bands)

COMPOSITION & MANUFACTURE

Typical Cross Section of Concrete Paving Stone



Edge restraint detail provided based on application.

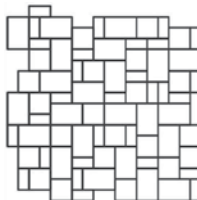
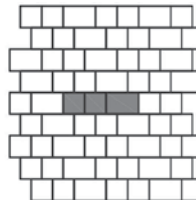
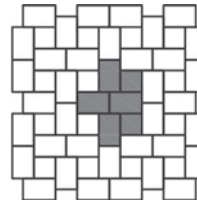
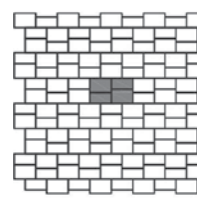
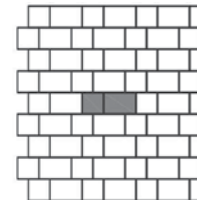

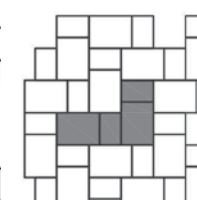



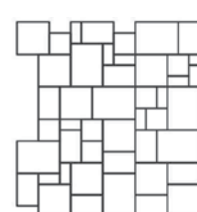
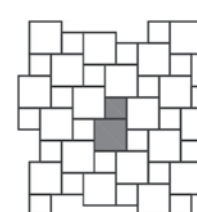
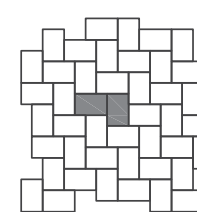
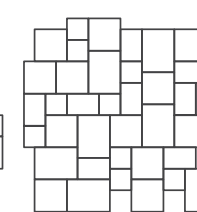
- Pavers exceed industry standards: 8,000 psi - 5% absorption
- Meets or exceeds ASTM C-936 and freeze-thaw testing per section 8 of ASTM C-67
- Manufactured with type A aggregates
- Associated with a range of LEED credits
- ADA Compliant

Written detailed specification information is available, call or visit our website at borgertproducts.com.

BENEFITS OF ICP

- Flexible system, does not crack or heave in cold climates
- Easier maintenance to the pavement and utilities underneath
- Achieve endless design possibilities with different shapes, textures, colors and laying patterns
- Use pavers to delineate lines and spaces to eliminate the need to maintain paint
- Suitable for a range of applications: plazas, walkways, driveways, roads, etc.
- Borgert pavers are made with granite, creating a dense, resistant wearing course

LAYING PATTERNS

 <p>(A) 3 Piece Random 3x6 - 16% 6x6 - 34% 6x9 - 50% Laying Ratio: 1:1:1</p>	 <p>(B) Running Bond 6x6 - 66% 6x9 - 34% Laying Ratio: 2:1</p>	 <p>(C) Basket Weave 90° 6x6 - 30% 6x9 - 70% Laying Ratio: 2:4</p>	 <p>(D) Mixed Runner 3x4 - 60% 3x6 - 40% Laying Ratio: 2:2</p>	 <p>(E) Running Bond 6x6 - 40% 6x9 - 60% Laying Ratio: 1:1</p>	 <p>(F) 4 Piece Random 3x6 - 10% 6x6 - 21% 6x9 - 27% 9x9 - 42% Laying Ratio: 1:1:1:1</p>	 <p>(G) 2 Piece 6x9 - 33% 9x12 - 67% Laying Ratio: 2:2</p>
 <p>(H) 3 Piece 6x9 - 27% 9x9 - 20% 9x12 - 53% Laying Ratio: 2:1:2</p>	 <p>(I) 3 Piece 3x6 - 7% 6x6 - 50% 6x9 - 43% Laying Ratio: 2:7:4</p>	 <p>(J) 3 Piece 6x6 - 28% 6x9 - 41% 9x9 - 31% Laying Ratio: 2:2:1</p>	 <p>(K) 5 Piece Random 3x6 - 6% 6x6 - 11% 6x9 - 18% 9x9 - 27% 9x12 - 38% Laying Ratio: 1:1:1:1:1</p>	 <p>(L) 2 Piece 6x6 - 30% 9x9 - 70% Laying Ratio: 1:1</p>	 <p>(M) 1 Piece 6x9 - 100%</p>	 <p>(N) 4 Piece Random 6x6 - 13% 6x9 - 19% 9x9 - 29% 9x12 - 39% Laying Ratio: 1:1:1:1</p>