







## INTERLOCKING CONCRETE PAVEMENT SYSTEM (ICP)

### DURABLE FLEXIBLE PAVEMENT SYSTEM


STYLE		CODE	DIMENSIONS	BANDS	CUBES
<b>Bavaria Small Square</b> 5" x 5"		<b>4BQ</b>	140mm x 140mm x 70mm Approximate 5½" x 5½" x 2¾" (PSF = 4.8 stones @ 31.5#)	6.25 SF 203# (30 stones)	50.0 SF 1625# (8 bands)
<b>Bavaria Small Rectangle</b> 5" x 11"		<b>4BH</b>	140mm x 280mm x 70mm Approximate 5½" x 11" x 2¾" (PSF = 2.4 stones @ 31.5#)	7.56 SF 246# (18 stones)	60.48 SF 1925# (8 bands)
<b>Bavaria Large Square</b> 11" x 11"		<b>4BS</b>	280mm x 280mm x 70mm Approximate 11" x 11" x 2¾" (PSF = 1.2 stones @ 31.5#)	15.12 SF 491# (18 stones)	60.48 SF 1965# (4 bands)
<b>Bavaria Large Rectangle</b> 11" x 16"		<b>4BR</b>	280mm x 420mm x 70mm Approximate 11" x 16½" x 2¾" (PSF = .80 stones @ 31.5#)	22.5 SF 731# (18 stones)	67.5 SF 2195# (3 bands)

### BENEFITS OF ICP

- Flexible system, does not crack or heave in cold climates
- Easier maintenance to the pavement and utilities underneath
- Achieve endless design possibilities with different shapes, textures, colors and laying patterns
- Use pavers to delineate lines and spaces to eliminate the need to maintain paint
- Suitable for a range of applications: plazas, walkways, driveways, roads, etc.
- Borgert pavers are made with granite, creating a dense, resistant wearing course

## COMPOSITION & MANUFACTURE

### Typical Cross Section of Concrete Paving Stone



- Borgert Pavers**
- Bedding Sand 1" Thick (ASTM C33)**
- Compacted Aggregate Base Class 2 or Class 5**  
*(Thickness depends on soil condition and application)*
- Compacted Soil Subgrade**


*Prior to screeding the bedding sand, the base surface tolerance must not exceed +/-1/4 in. (+/-6mm) over a 10gt. (3m) straight edge.*

Edge restraint detail provided based on application.

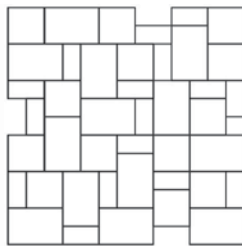
- Pavers exceed industry standards: 8,000 psi - 5% absorption
- Meets or exceeds ASTM C-936 and freeze-thaw testing per section 8 of ASTM C-67
- Manufactured with type A aggregates
- Associated with a range of LEED credits
- ADA Compliant

*Written detailed specification information is available, call or visit our website at [borgertproducts.com](http://borgertproducts.com).*

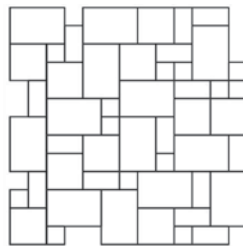
## LAYING PATTERNS



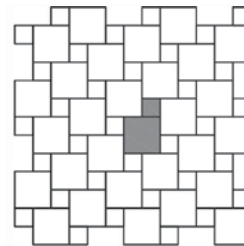
(A) 3 Piece Random  
5x5 - 16%  
5x11 - 34%  
11x11 - 50%  
Laying Ratio: 1:1:1



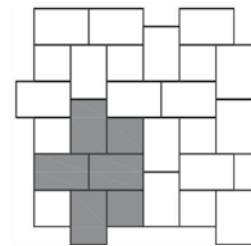
(B) 3 Piece Random  
5x11 - 16%  
11x11 - 34%  
11x16 - 50%  
Laying Ratio: 1:1:1



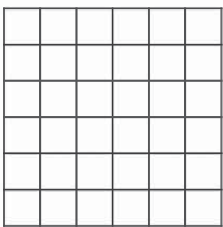
(C) 4 Piece Random  
5x5 - 7%  
5x11 - 15%  
11x11 - 31%  
11x16 - 47%  
Laying Ratio: 1:1:1:1




(D) 2 Piece  
5x5 - 20%  
11x11 - 80%  
Laying Ratio: 1:1



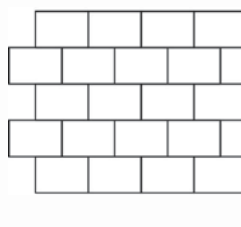
(E) 2 Piece  
11x11 - 30%  
11x16 - 70%  
Laying Ratio: 2:4




(F) 1 Piece  
11x11 - 100%



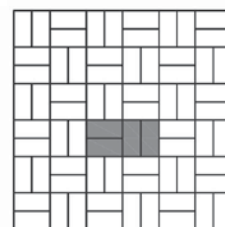
(G) 1 Piece  
11x11 - 100%



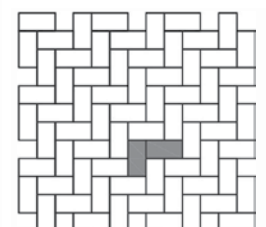
(H) 1 Piece  
11x16 - 100%



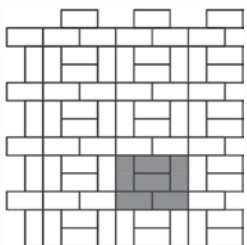
(I) 1 Piece  
5x11 - 100%




(J) 1 Piece  
5x11 - 100%



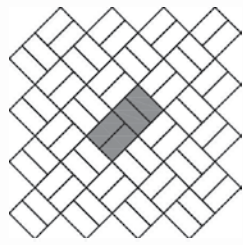
(K) 1 Piece  
5x11 - 100%




(L) 1 Piece  
5x11 - 100%



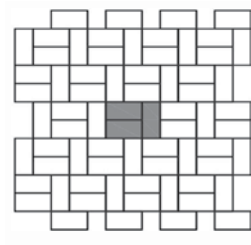
(M) 1 Piece  
5x11 - 100%



(N) 1 Piece  
5x16 - 100%



(O) 1 Piece  
5x11 - 100%



(P) 1 Piece  
5x11 - 100%