







INTERLOCKING CONCRETE PAVEMENT SYSTEM (ICP)

DURABLE FLEXIBLE PAVEMENT SYSTEM

STYLE		CODE	DIMENSIONS	BANDS	CUBES
Cracovia Half Square 3" x 6"		4TTM	80mm x 160mm x 60mm Approximate 3 ¹ / ₈ " x 6 ¹ / ₄ " x 2 ³ / ₈ " (PSF = 7.4 stones @ 28#)	8.1 SF 226# (60 stones)	56.8 SF 1590# (7 bands)
Cracovia Square 6" x 6"		4TTQ	160mm x 160mm x 60mm Approximate 6 ¹ / ₄ " x 6 ¹ / ₄ " x 2 ³ / ₈ " (PSF = 3.69 stones @ 28#)	12.2 SF 342# (45 stones)	85.4 SF 2395# (7 bands)
Cracovia Rectangle 6" x 9"		4TTP	160mm x 240mm x 60mm Approximate 6 ¹ / ₄ " x 9 ³ / ₈ " x 2 ³ / ₈ " (PSF = 2.46 stones @ 28#)	18.28 SF 512# (45 stones)	91.4 SF 2559# (5 bands)
Cracovia Large Square 9" x 9"		4TTN	240mm x 240mm x 60mm Approximate 9 ³ / ₈ " x 9 ³ / ₈ " x 2 ³ / ₈ " (PSF = 1.64 stones @ 28#)	16.5 SF 462# (27 stones)	82.5 SF 2310# (5 bands)

Note: Cracovia is packaged the way it is to be laid. DO NOT flip pavers, spacer bars must offset during install.

BENEFITS OF ICP


- Flexible system, does not crack or heave in cold climates
- Easier maintenance to the pavement and utilities underneath
- Achieve endless design possibilities with different shapes, textures, colors and laying patterns
- Use pavers to delineate lines and spaces to eliminate the need to maintain paint
- Suitable for a range of applications: plazas, walkways, driveways, roads, etc.
- Borgert pavers are made with granite, creating a dense, resistant wearing course



INTERLOCKING CONCRETE PAVEMENT SYSTEM (ICP)

COMPOSITION & MANUFACTURE

Typical Cross Section of Concrete Paving Stone



- ▶ **Borgert Pavers**
- ▶ **Bedding Sand 1" Thick (ASTM C33)**
- ▶ **Compacted Aggregate Base Class 2 or Class 5**
(Thickness depends on soil condition and application)
- ▶ **Compacted Soil Subgrade**

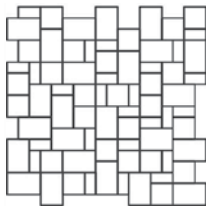
Prior to screeding the bedding sand, the base surface tolerance must not exceed +/-1/4 in.(+/-6mm) over a 10gt. (3m) straight edge.

- Pavers exceed industry standards: 8,000 psi - 5% absorption
- Meets or exceeds ASTM C-936 and freeze-thaw testing per section 8 of ASTM C-67
- Manufactured with type A aggregates
- Associated with a range of LEED credits
- ADA Compliant

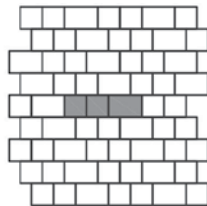
Written detailed specification information is available, call or visit our website at borgertproducts.com.

Edge restraint detail provided based on application.

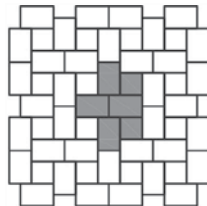
LAYING PATTERNS



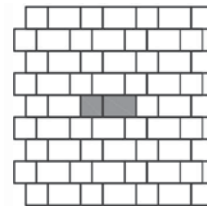
(A) 3 Piece Random
3x6 - 16%
6x6 - 34%
6x9 - 50%
Laying Ratio: 1:1:1



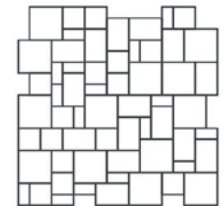
(B) Running Bond
6x6 - 66%
6x9 - 34%
Laying Ratio: 2:1



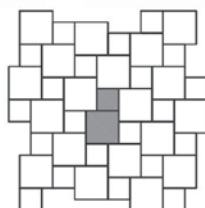
(C) Basket Weave 90°
6x6 - 30%
6x9 - 70%
Laying Ratio: 2:4



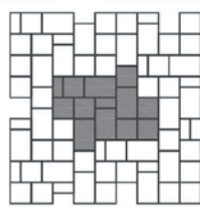
(D) Running Bond
6x6 - 40%
6x9 - 60%
Laying Ratio: 1:1



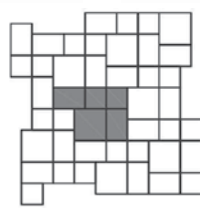
(E) 4 Piece Random
3x6 - 10%
6x6 - 21%
6x9 - 27%
9x9 - 42%
Laying Ratio: 1:1:1:1



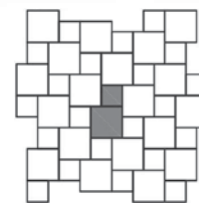
(F) 2 Piece
6x6 - 30%
9x9 - 70%
Laying Ratio: 1:1



(I) 3 Piece
3x6 - 7%
6x6 - 50%
6x9 - 43%
Laying Ratio: 2:7:4



(J) 3 Piece
6x6 - 28%
6x9 - 41%
9x9 - 31%
Laying Ratio: 2:2:1



(L) 2 Piece
6x6 - 30%
9x9 - 70%
Laying Ratio: 1:1