






INTERLOCKING CONCRETE PAVEMENT SYSTEM (ICP)

DURABLE FLEXIBLE PAVEMENT SYSTEM

STYLE		CODE	DIMENSIONS	BANDS	CUBES
Bavaria II Small Square 5" x 5"		4UBQ	140mm x 140mm x 70mm Approximate 5½" x 5½" x 2¾" (PSF = 4.8 stones @ 31.5#)	9.98 SF 324# (48 stones)	79.8 SF 2595# (8 bands)
Bavaria II Small Rectangle 5" x 11"		4UBH	140mm x 280mm x 70mm Approximate 5½" x 11" x 2¾" (PSF = 2.4 stones @ 31.5#)	20.25 SF 659# (48 stones)	81 SF 2635# (4 bands)
Bavaria II Large Square 11" x 11"		4UBS	280mm x 280mm x 70mm Approximate 11" x 11" x 2¾" (PSF = 1.2 stones @ 31.5#)	20.25 SF 658# (24 stones)	81 SF 2632# (4 bands)
Bavaria II Large Rectangle 11" x 16"		4UBR	280mm x 420mm x 70mm Approximate 11" x 16½" x 2¾" (PSF = .80 stones @ 31.5#)	30 SF 975# (24 stones)	90 SF 2925# (3 bands)


Note: Use protective plate during compaction.

BENEFITS OF ICP

- Flexible system, does not crack or heave in cold climates
- Easier maintenance to the pavement and utilities underneath
- Achieve endless design possibilities with different shapes, textures, colors and laying patterns
- Use pavers to delineate lines and spaces to eliminate the need to maintain paint
- Suitable for a range of applications: plazas, walkways, driveways, roads, etc.
- Borgert pavers are made with granite, creating a dense, resistant wearing course

COMPOSITION & MANUFACTURE

Typical Cross Section of Concrete Paving Stone



- Borgert Pavers**
- Bedding Sand 1" Thick (ASTM C33)**
- Compacted Aggregate Base Class 2 or Class 5**
(Thickness depends on soil condition and application)
- Compacted Soil Subgrade**

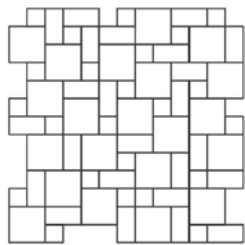
Prior to screeding the bedding sand, the base surface tolerance must not exceed +/-1/4 in.(+/-6mm) over a 10gt. (3m) straight edge.

Edge restraint detail provided based on application.

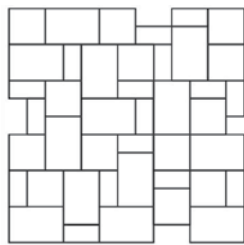
- Pavers exceed industry standards: 8,000 psi - 5% absorption
- Meets or exceeds ASTM C-936 and freeze-thaw testing per section 8 of ASTM C-67
- Manufactured with type A aggregates
- Associated with a range of LEED credits
- ADA Compliant

Written detailed specification information is available, call or visit our website at borgertproducts.com.

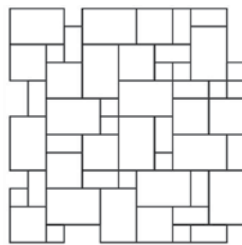
LAYING PATTERNS



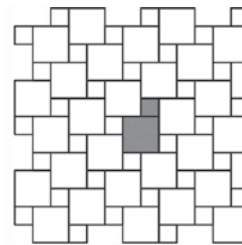
(A) 3 Piece Random
5x5 - 16%
5x11 - 34%
11x11 - 50%
Laying Ratio: 1:1:1



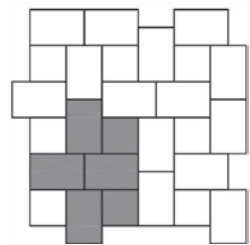
(B) 3 Piece Random
5x11 - 16%
11x11 - 34%
11x16 - 50%
Laying Ratio: 1:1:1



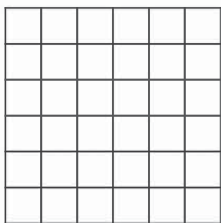
(C) 4 Piece Random
5x5 - 7%
5x11 - 15%
11x11 - 31%
11x16 - 47%
Laying Ratio: 1:1:1:1




(D) 2 Piece
5x5 - 20%
11x11 - 80%
Laying Ratio: 1:1



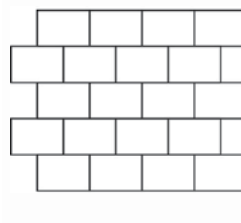
(E) 2 Piece
11x11 - 30%
11x16 - 70%
Laying Ratio: 2:4




(F) 1 Piece
11x11 - 100%



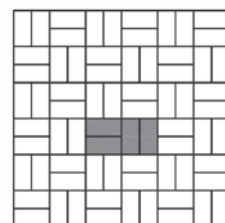
(G) 1 Piece
11x11 - 100%



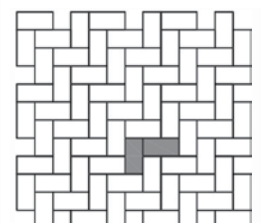
(H) 1 Piece
11x16 - 100%



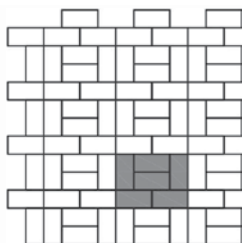
(I) 1 Piece
5x11 - 100%




(J) 1 Piece
5x11 - 100%



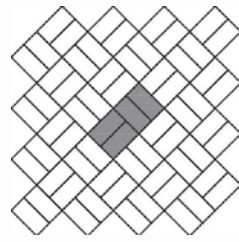
(K) 1 Piece
5x11 - 100%




(L) 1 Piece
5x11 - 100%



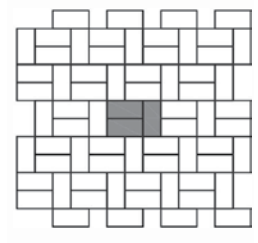
(M) 1 Piece
5x11 - 100%



(N) 1 Piece
5x16 - 100%



(O) 1 Piece
5x11 - 100%



(P) 1 Piece
5x11 - 100%