



BULOVAR® LINEAR SLAB SERIES



INTERLOCKING CONCRETE PAVEMENT SYSTEM (ICP)

DURABLE FLEXIBLE PAVEMENT SYSTEM

STYLE		CODE	DIMENSIONS	CUBES
Bulovar® 100mm Thickness		4BW	75mm x 400mm x 100mm Approximate 27/8" x 153/4" x 4" (PSF = 3.1 stones @ 44#) <i>- NOT SOLD BY THE BAND</i>	67.7 SF 2975# (210 pcs)
Bulovar® Max 100mm Thickness		4BM	150mm x 400mm x 100mm Approximate 67/8" x 153/4" x 4" (PSF = 1.55 stones @ 44#) <i>- NOT SOLD BY THE BAND</i>	62 SF 2728# (96 pcs)

Note: Use protective plate during compaction.

INSTALLATION DETAILS

Slabs are **NOT** unit pavers and precautions are necessary when installing these products.

IMPORTANT: Prior to screeding the bedding sand, the recommended base surface tolerance must not exceed $\pm\frac{1}{4}$ in. (± 6 mm) over a 10 ft. (3 m) straight edge.

Keep heavy steer and forklift equipment off newly laid slabs that have not received initial compaction and joint sand.

IMPORTANT NOTE: Any Slab being brought to the laying face should be bridged with plywood to spread the loads applied from machine access.

Use a low-amplitude plate compactor with no more than 2,500 lbf (11 kN) at a frequency of 50 to 65 Hz with a protective plate to vibrate the slabs into the sand. Remove any cracked or damaged slabs and replace with new units. Sweep sand onto the surface and continue compacting and sanding until joints are full.

ATTENTION: DUE TO THE SIZE OF THE SLAB, SOME BREAKAGE IS NORMAL.



borgertproducts.com
800.622.4952

MAIN OFFICE: 8646 Ridgewood Road | P.O. Box 39 | St. Joseph, MN 56374 | PHONE 320.363.4671 | FAX 320.363.8516
PERMANENT OUTDOOR DISPLAY: MN State Fair Grounds | East Side of Underwood St. | Between Lee & Randall Avenues



INTERLOCKING CONCRETE PAVEMENT SYSTEM (ICP)

COMPOSITION & MANUFACTURE

Typical Cross Section of Concrete Paving Stone



- Borgert Pavers**
- Bedding Sand 1" Thick (ASTM C33)**
- Compacted Aggregate Base Class 2 or Class 5**
(Thickness depends on soil condition and application)
Prior to screeding the bedding sand, the base surface tolerance must not exceed +/-1/4 in. (+/-6mm) over a 10gt. (3m) straight edge.
- Compacted Soil Subgrade**

- Pavers exceed industry standards: 8,000 psi - 5% absorption
- Meets or exceeds ASTM C-936 and freeze-thaw testing per section 8 of ASTM C-67
- Manufactured with type A aggregates
- Associated with a range of LEED credits
- ADA Compliant


Written detailed specification information is available, call or visit our website at borgertproducts.com.

Edge restraint detail provided based on application.

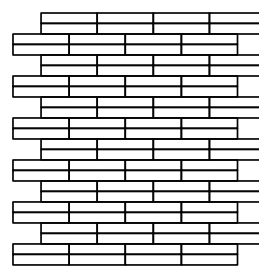
BENEFITS OF ICP

- Flexible system, does not crack or heave in cold climates
- Easier maintenance to the pavement and utilities underneath
- Achieve endless design possibilities with different shapes, textures, colors and laying patterns
- Use slabs to delineate lines and spaces to eliminate the need to maintain paint
- Suitable for plazas and walkways. Not recommended for vehicular applications
- Borgert slabs are made with granite, creating a dense, resistant wearing course

LAYING PATTERNS



(l) 1 piece
3x16 - 100%



(l) 1 piece
3x16 - 100%