








INTERLOCKING CONCRETE PAVEMENT SYSTEM (ICP)

DURABLE FLEXIBLE PAVEMENT SYSTEM

STYLE		CODE	DIMENSIONS	BANDS	CUBES
Cobble Half Square™ 3" x 6"		4MC	80mm x 160mm x 60mm Approximate 3 ¹ / ₈ " x 6 ¹ / ₄ " x 2 ³ / ₈ " (PSF = 7.4 stones @ 28#)	8.1 SF 226# (60 stones)	56.8 SF 1590# (7 bands)
Cobble Square™ 6" x 6"*		4TC	160mm x 160mm x 60mm Approximate 6 ¹ / ₄ " x 6 ¹ / ₄ " x 2 ³ / ₈ " (PSF = 3.69 stones @ 28#) <i>*Available in 80mm - Non-stock Product</i>	12.2 SF 342# (45 stones)	85.4 SF 2395# (7 bands)
Cobble Rectangle™ 6" x 9"*		4PC	160mm x 240mm x 60mm Approximate 6 ¹ / ₄ " x 9 ³ / ₈ " x 2 ³ / ₈ " (PSF = 2.46 stones @ 28#) <i>*Available in 80mm - Non-stock Product</i>	18.28 SF 512# (45 stones)	91.4 SF 2559# (5 bands)
Cobble Large Square™ 9" x 9"		4NC	240mm x 240mm x 60mm Approximate 9 ³ / ₈ " x 9 ³ / ₈ " x 2 ³ / ₈ " (PSF = 1.64 stones @ 28#)	16.5 SF 462# (27 stones)	82.5 SF 2310# (5 bands)
Cobble Large Rectangle™ 9" x 12"		4RC	240mm x 320mm x 60mm Approximate 9 ³ / ₈ " x 12 ⁵ / ₈ " x 2 ³ / ₈ " (PSF = 1.22 stones @ 28#)	29.5 SF 835.2# (36 stones)	88.5 SF 2506# (3 bands)

COMPOSITION & MANUFACTURE

Typical Cross Section of Concrete Paving Stone



- ▶ **Borgert Pavers**
- ▶ **Bedding Sand 1" Thick (ASTM C33)**
- ▶ **Compacted Aggregate Base Class 2 or Class 5**
(Thickness depends on soil condition and application)
- ▶ **Compacted Soil Subgrade**

Prior to screeding the bedding sand, the base surface tolerance must not exceed +/-1/4 in.(+/-6mm) over a 10gt. (3m) straight edge.

Edge restraint detail provided based on application.

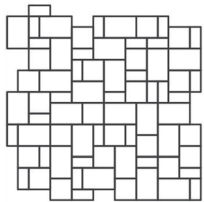
- Pavers exceed industry standards: 8,000 psi - 5% absorption
- Meets or exceeds ASTM C-936 and freeze-thaw testing per section 8 of ASTM C-67
- Manufactured with type A aggregates
- Associated with a range of LEED credits
- ADA Compliant

Written detailed specification information is available, call or visit our website at borgertproducts.com.

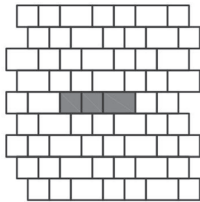
BENEFITS OF ICP

- Flexible system, does not crack or heave in cold climates
- Easier maintenance to the pavement and utilities underneath
- Achieve endless design possibilities with different shapes, textures, colors and laying patterns
- Use pavers to delineate lines and spaces to eliminate the need to maintain paint
- Suitable for a range of applications: plazas, walkways, driveways, roads, etc.
- Borgert pavers are made with granite, creating a dense, resistant wearing course

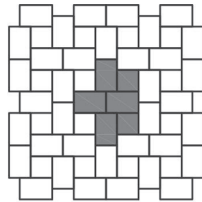
LAYING PATTERNS




(A) 3 Piece Random
3x6 - 16%
6x6 - 34%
6x9 - 50%
Laying Ratio: 1:1:1



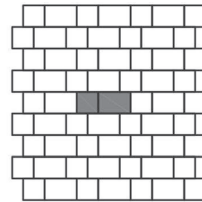
(B) Running Bond
6x6 - 66%
6x9 - 34%
Laying Ratio: 2:1



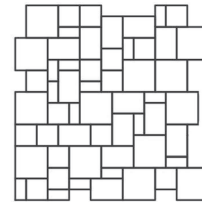
(C) Basket Weave 90°
6x6 - 30%
6x9 - 70%
Laying Ratio: 2:4



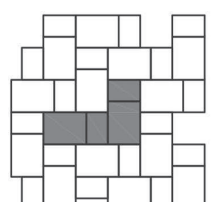
(D) Mixed Runner
4x6 - 60%
3x6 - 40%
Laying Ratio: 1:1



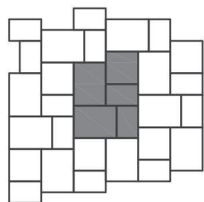
(E) Running Bond
6x6 - 40%
6x9 - 60%
Laying Ratio: 1:1



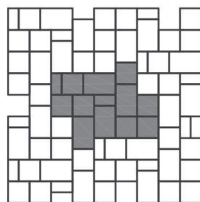
(F) 4 Piece Random
3x6 - 10%
6x6 - 21%
6x9 - 27%
9x9 - 42%
Laying Ratio: 1:1:1:1



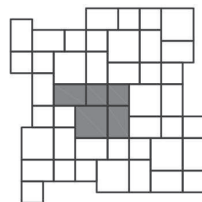
(G) 2 Piece
6x9 - 33%
9x12 - 67%
Laying Ratio: 2:2



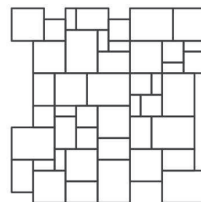
(H) 3 Piece
6x9 - 27%
9x9 - 20%
9x12 - 53%
Laying Ratio: 2:1:2



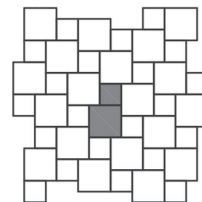
(I) 3 Piece
3x6 - 7%
6x6 - 50%
6x9 - 43%
Laying Ratio: 2:7:4



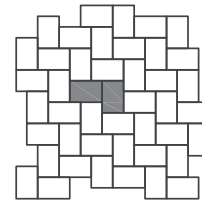
(J) 3 Piece
6x6 - 28%
6x9 - 41%
9x9 - 31%
Laying Ratio: 2:2:1



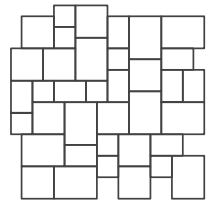
(K) 5 Piece Random
3x6 - 6%
6x6 - 11%
6x9 - 18%
9x9 - 27%
9x12 - 38%
Laying Ratio: 1:1:1:1:1



(L) 2 Piece
6x6 - 30%
9x9 - 70%
Laying Ratio: 1:1



(M) 1 Piece
6x9 - 100%



(N) 4 Piece Random
6x6 - 13%
6x9 - 19%
9x9 - 29%
9x12 - 39%
Laying Ratio: 1:1:1:1